

CUST. MODEL:	REF.
CUST. P/N	DWG FILE:

DESCRIPTION CONTROL			
REV.	DESC.	DATE	APP.

### SPFCIFICATIONS

Current Rating:

3.0 Amp

Insulator Resistance:

5000 Megohms min.

Contact Resistance:

20 m ohms max.

Dielectric withstanding:

AC 1000V/minute

Operating Temperature:

-40°C to +105°C

Contact Material:

Brass

Insulator Material:

High Temperature Thermoplastic

+Glass Fibre UL94V-0

Color: Black

Finish:

Gold, Tin or Duplex plated

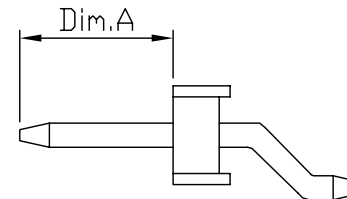
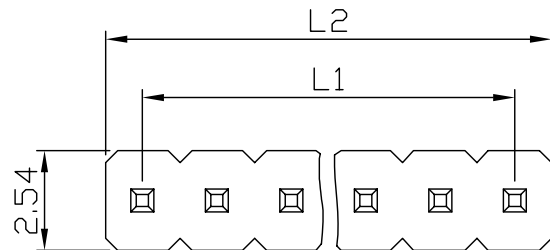
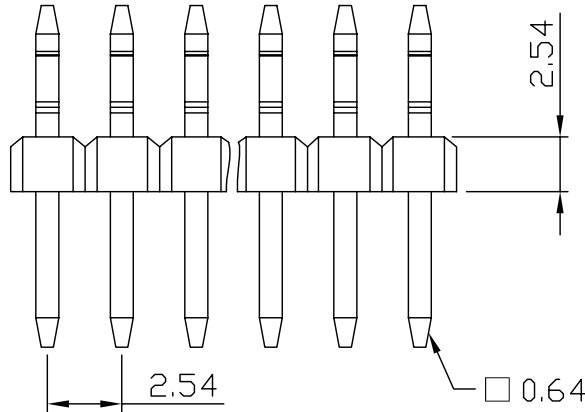
Standard: Gold flash all over

Duplex plating:

Gold plated on contact area

Tin on solder area

**RoHS Compliance**



Cir-cuits	Dimension (mm)	
	L1	L2
2	2.54	5.08
3	5.08	7.62
4	7.62	10.16
5	10.16	12.70
6	12.70	15.24
7	15.24	17.78
8	17.78	20.32
9	20.32	22.86
10	22.86	25.40
11	25.40	27.94
12	27.94	30.48
13	30.48	33.02
14	33.02	35.56
15	35.56	38.10
16	38.10	40.64
17	40.64	43.18
18	43.18	45.72
19	45.72	48.26
20	48.26	50.80
21	50.80	53.34
22	53.34	55.88
23	55.88	58.42
24	58.42	60.96
25	60.96	63.50
26	63.50	66.04
27	66.04	68.58
28	68.58	71.12
29	71.12	73.66
30	73.66	76.20
31	76.20	78.74
32	78.74	81.28
33	81.28	83.82
34	83.82	86.36
35	86.36	88.90
36	88.90	91.44
37	91.44	93.98
38	93.98	96.52
39	96.52	99.06
40	99.06	101.60

PH N B-26 J XX 1 XX-01G-XX 0

N: Nylon  
 Color  
 Pitch 2.54  
 J Type  
 Square Pin  
 Row of Pin  
 Number of Contact

0: Without Post  
 Plastic High 26:2.54  
 G: Gold Plated  
 T: Tin Plated  
 H: Duplex Plated  
 Contact Plating  
 01 Normal  
 03 3u"  
 :

UNLESS OTHERWISE SPECIFIED SURFACE FINISH ALL OVER TOLERANCES mm

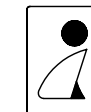
METRIC

.X = ±0.38  
 .XX = ±0.25

DRAW: CHUBBY  
 DATE: 01/10/07  
 CHECK: KEVIN  
 APPROVE: TONY

TITLE: 2.54 Pin Header J Type Plastic High 2.54

MODEL CODE: PHNB-26J641XX-01G-260



誠州電子有限公司  
 Sincere State Electronics Co.,Ltd.

NO	DESCRIPTION	QTY
----	-------------	-----