

CUST. MODEL:	REF:
CUST. P/N:	DWG FILE:

DESCRIPTION CONTROL			
REV.	DESC.	DATE.	APP.
1.0			

Material & Finish

PIN CONTACT:

Phosphor bronze or Brass

INSULATOR:

PBT & Glass-fibre reinforced
UL-94-V0

NUMBER OF CONTACT:

24,36,50

DURABILITY

100 cycles

CURRENT RATING:

5 Amp

DIELECTRIC STRENGTH:

AC 1000V Min.(for one minute)

INSULATOR RESISTANCE:

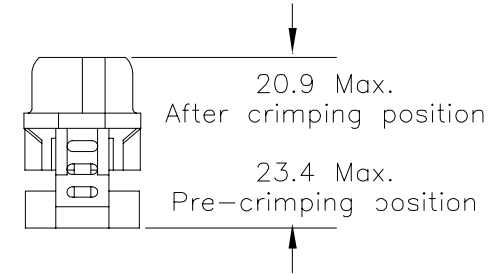
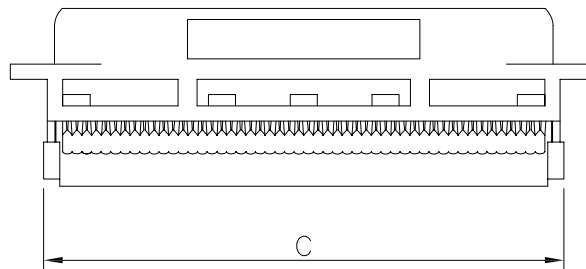
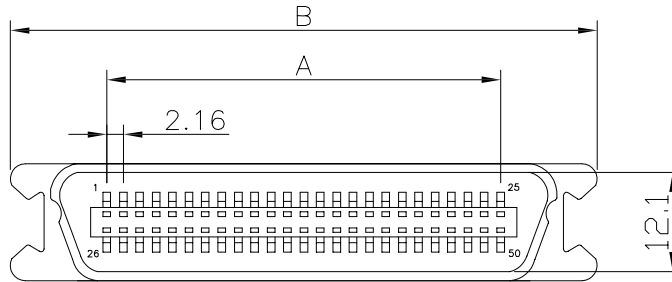
1000MΩ Min. (at 500V DC)

CONTACT RESISTANCE

25m Max. mated

TEMPERATURE:

-55° C to +105° C



DS009-□□□□□

No. OF PINS:
24,36,50

Contact type:
1: male

Contact:
1: Gold flash and Tinned Tail
2: 15u" Gold on contact
3: 30u" Gold on contact
4: Selective Gold (Full Gold)

Flange Mounting Option:
0: 3.05mm clear hole
1: #4-40 threaded hole
2: M3 threaded hole
3: M2.6 threaded hole
4: None(for shell with bail ear)

Position

	A±0.15	B±0.30	C±0.30
24	23.76	48.60	35.50
36	36.72	61.60	53.30
50	51.84	76.70	68.50

UNLESS OTHERWISE SPECIFIED SURFACE FINISH ALL OVER TOLERANCES mm

METRIC

X. = ±0.5
.X = ±0.30
.XX = ±0.25
.XXX = ±0.15

DRAW:

BEN

DATE:

05/17/05

TITLE:

CENTRONIC IDC TYPE MALE CONNECTOR

MODEL CODE:

DS009-XX1XX

CHECK:

KEVIN

APPROVE:

TONY



誠州電子有限公司

Sincere State Electronics Co.,Ltd.

NO.	DESCRIPTION	QTY
-----	-------------	-----