

CUST. MODEL:	REF.
CUST. P/N	DWG FILE:

DESCRIPTION CONTROL			
REV.	DESC.	DATE	APP.

SPFCIFICATIONS

Current Rating:
3.0 Amp

Insulator Resistance:
5000 Megohms min.

Contact Resistance:
20 m ohms max.

Dielectric withstanding:
AC 1000V/minute

Operating Temperature:
-40°C to +105°C

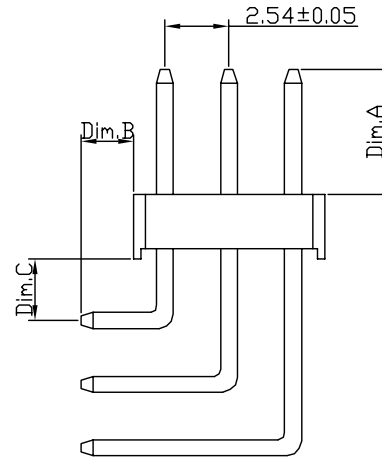
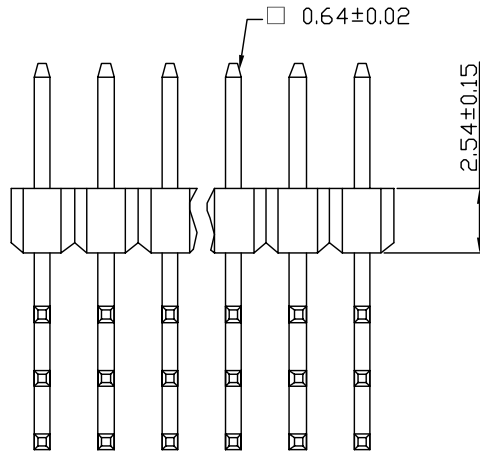
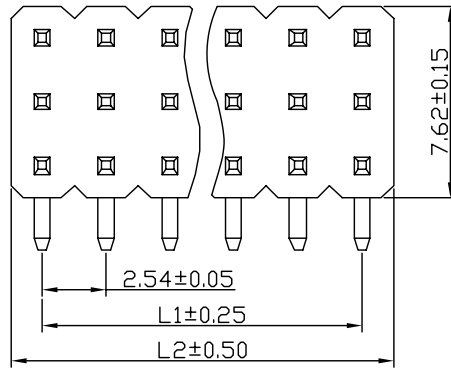
Contact Material:
Brass

Insulator Material:
Polyester UL94V-0

Color: Black

Finish:
Gold, Tin or Duplex plated

Duplex plating:
Gold plated on contact area
Tin on solder area



Cir-cuits	Dimension (mm)	
	L1	L2
3x3	5.08	7.62
3x4	7.62	10.16
3x5	10.16	12.70
3x6	12.70	15.24
3x7	15.24	17.78
3x8	17.78	20.32
3x9	20.32	22.86
3x10	22.86	25.40
3x11	25.40	27.94
3x12	27.94	30.48
3x13	30.48	33.02
3x14	33.02	35.56
3x15	35.56	38.10
3x16	38.10	40.64
3x17	40.64	43.18
3x18	43.18	45.72
3x19	45.72	48.26
3x20	48.26	50.80
3x21	50.80	53.34
3x22	53.34	55.88
3x23	55.88	58.42
3x24	58.42	60.96
3x25	60.96	63.50
3x26	63.50	66.04
3x27	66.04	68.58
3x28	68.58	71.12
3x29	71.12	73.66
3x30	73.66	76.20
3x31	76.20	78.74
3x32	78.74	81.28
3x33	81.28	83.82
3x34	83.82	86.36
3x35	86.36	88.90
3x36	88.90	91.44
3x37	91.44	93.98
3x38	93.98	96.52
3x39	96.52	99.06
3x40	99.06	101.60

PH P B-26 R XX 3 XX-01G-XX 0

P: PBT
Color
Pitch 2.54
Right Angle Type
Square Pin
Row of Pin
Number of Contact

0: Without Post
Plastic High 26:2.54
G: Gold Plated
T: Tin Plated
H: Duplex Plated
Contact Plating
01 Normal
03 3u"
:
:

UNLESS OTHERWISE SPECIFIED SURFACE FINISH ALL OVER TOLERANCES mm

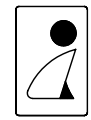
METRIC

.X = ±0.38
.XX = ±0.25

DRAW: CHUBBY
DATE: 05/26/05
CHECK: KEVIN
APPROVE: TONY

TITLE: 2.54 Pin Header Right Angle Type Plastic High 2.54

MODEL CODE: PHPB-26R643XX-01G-260



誠州電子有限公司
Sincere State Electronics Co.,Ltd.

NO	DESCRIPTION	QTY