

CUST. MODEL:	REF.
CUST. P/N	DWG FILE:

DESCRIPTION CONTROL			
REV.	DESC.	DATE	APP.

### SPFCIFICATIONS

Current Rating:

1.0 Amp

Insulator Resistance:

5000 Megohms min.

Contact Resistance:

25 m ohms max.

Dielectric withstanding:

AC 500V/minute

Operating Temperature:

-40°C to +105°C

Contact Material:

Brass

Insulator Material:

High Temperature Thermoplastic

+Glass Fibre UL94V-0

Color: Black

Finish:

Gold, Tin or Duplex plated

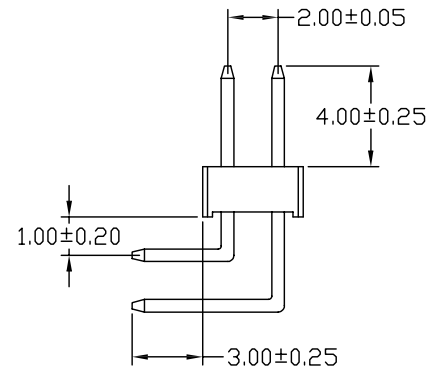
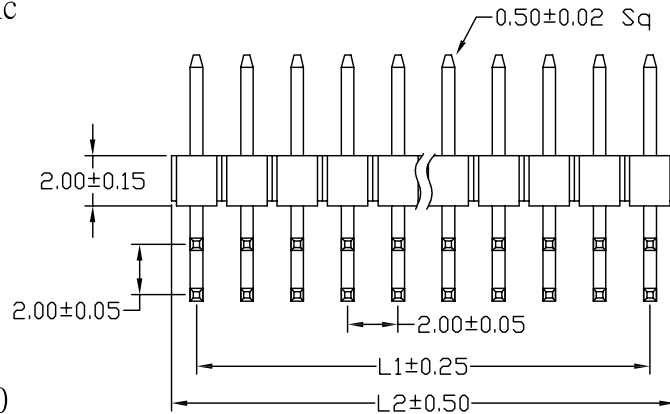
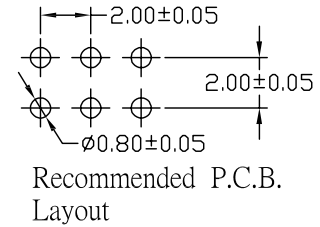
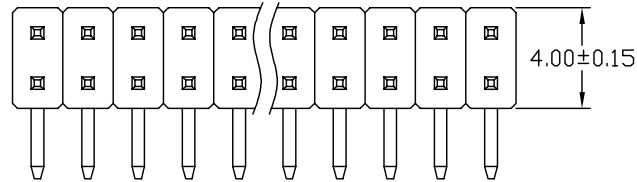
Standard: Gold flash all over

Duplex plating:

Gold plated on contact area

Tin on solder area

**RoHS Compliance**



Circuits	Dimension (mm)	
	L1	L2
2x2	2.00	4.00
2x3	4.00	6.00
2x4	6.00	8.00
2x5	8.00	10.00
2x6	10.00	12.00
2x7	12.00	14.00
2x8	14.00	16.00
2x9	16.00	18.00
2x10	18.00	20.00
2x11	20.00	22.00
2x12	22.00	24.00
2x13	24.00	26.00
2x14	26.00	28.00
2x15	28.00	30.00
2x16	30.00	32.00
2x17	32.00	34.00
2x18	34.00	36.00
2x19	36.00	38.00
2x20	38.00	40.00
2x21	40.00	42.00
2x22	42.00	44.00
2x23	44.00	46.00
2x24	46.00	48.00
2x25	48.00	50.00
2x26	50.00	52.00
2x27	52.00	54.00
2x28	54.00	56.00
2x29	56.00	58.00
2x30	58.00	60.00
2x31	60.00	62.00
2x32	62.00	64.00
2x33	64.00	66.00
2x34	66.00	68.00
2x35	68.00	70.00
2x36	70.00	72.00
2x37	72.00	74.00
2x38	74.00	76.00
2x39	76.00	78.00
2x40	78.00	80.00

PHNB-20RXX2XX-01G-200

- N: Nylon
- Color
- Pitch 2.0
- Right Angle Type
- Square Pin
- Row of Pin
- Number of Contact
- 0: Without Post
- Plastic High 20:2.0
- G: Gold Plated
- T: Tin Plated
- H: Duplex Plated
- Contact Plating
- 01 Normal
- 03 3u"

UNLESS OTHERWISE SPECIFIED SURFACE FINISH ALL OVER TOLERANCES mm  METRIC  .X = ±0.38 .XX = ±0.25	DRAW: CHUBBY	DATE: 01/10/07	<b>TITLE:</b> 2.0 Pin Header Right Angle Type Plastic High 2.0
	CHECK: KEVIN	APPROVE: TONY	<b>MODEL CODE:</b> PHNB-20R052XX-01G-200
			<b>誠州電子有限公司</b> <i>Sincere State Electronics Co., Ltd.</i>

NO	DESCRIPTION	QTY