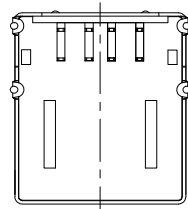
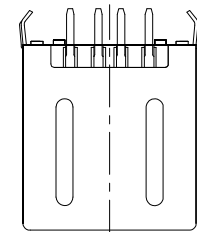
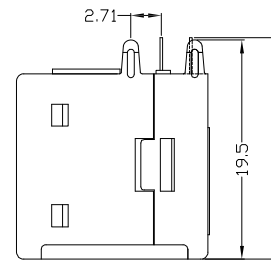
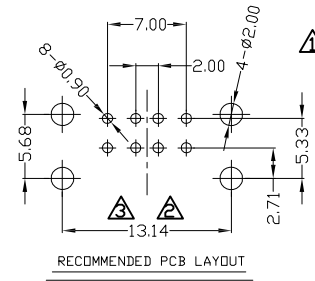
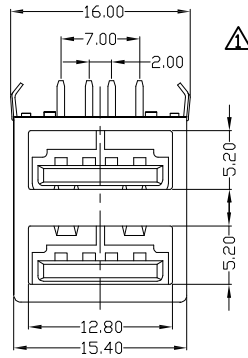
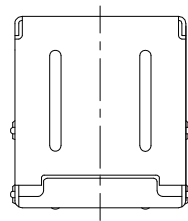
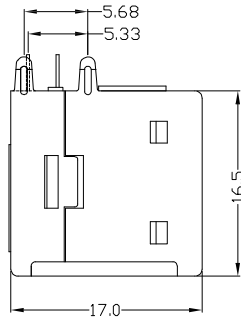


CUST. MODEL:	REF.
CUST. P/N	DWG FILE:

DESCRIPTION CONTROL			
REV.	DESC.	DATE	APP.
1	connector dimension modify	04/12/12	Shubby
2	PCB LAYOUT 孔距15變更為14	05/11/12	Alan
3	PCB LAYOUT 孔距14變更為13.14	05/15/14	Alan

SPECIFICATIONS

Insulator Resistance:
1000 Megohms min.
Contact Resistance:
30 m ohms max.
Dielectric withstanding:
AC 500V/minute
Contact Material:
C5191-H T=0.25mm gold/tin plated
Insulator Material:
PBT+30%GF UL94V-0
Color: Black
Shell:
SPCC T=0.30mm nickel plated
Back Cover:
SPCC T=0.3mm nickel plated
Clip: steel T=0.25mm Nickel plated
Mating force: 35N max
Unmating force: 10N min.



UNLESS OTHERWISE SPECIFIED SURFACE FINISH ALL OVER TOLERANCES mm METRIC .X = ±0.38 .XX = ±0.25	DRAW:	DATE:	TITLE:
	<i>Shubby</i>	08/17/09	USB A Socket Dual port 90° DIP Type
	CHECK:	APPROVE:	MODEL CODE:
	KEVIN	<i>TONY</i>	U560G-082S20-01G
			誠州電子有限公司 <i>Sincere State Electronics Co.,Ltd.</i>