

CUST. MODEL:	REF.
CUST. P/N	DWG FILE:

DESCRIPTION CONTROL			
REV.	DESC.	DATE	APP.

SPFCIFICATIONS

Current Rating:

3.0 Amp

Insulator Resistance:

5000 Megohms min.

Contact Resistance:

20 m ohms max.

Dielectric withstanding:

AC 1000V/minute

Operating Temperature:

-40°C to +105°C

Contact Material:

Brass

Insulator Material:

High Temperature Thermoplastic

+Glass Fibre UL94V-0

Color: Black

Finish:

Gold, Tin or Duplex plated

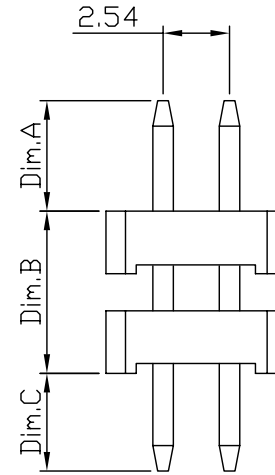
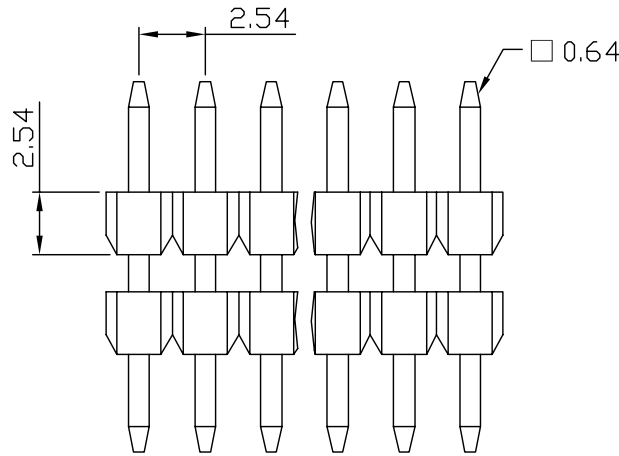
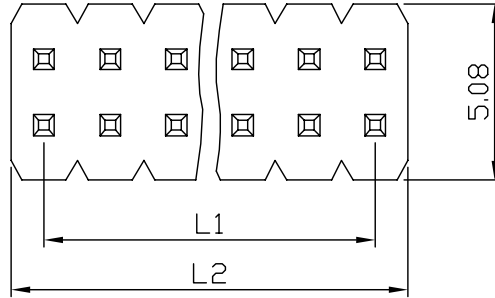
Standard: Gold flash all over

Duplex plating:

Gold plated on contact area

Tin on solder area

RoHS Compliance



Cir- cuits	Dimension (mm)	
	L1	L2
2x2	2.54	5.08
2x3	5.08	7.62
2x4	7.62	10.16
2x5	10.16	12.70
2x6	12.70	15.24
2x7	15.24	17.78
2x8	17.78	20.32
2x9	20.32	22.86
2x10	22.86	25.40
2x11	25.40	27.94
2x12	27.94	30.48
2x13	30.48	33.02
2x14	33.02	35.56
2x15	35.56	38.10
2x16	38.10	40.64
2x17	40.64	43.18
2x18	43.18	45.72
2x19	45.72	48.26
2x20	48.26	50.80
2x21	50.80	53.34
2x22	53.34	55.88
2x23	55.88	58.42
2x24	58.42	60.96
2x25	60.96	63.50
2x26	63.50	66.04
2x27	66.04	68.58
2x28	68.58	71.12
2x29	71.12	73.66
2x30	73.66	76.20
2x31	76.20	78.74
2x32	78.74	81.28
2x33	81.28	83.82
2x34	83.82	86.36
2x35	86.36	88.90
2x36	88.90	91.44
2x37	91.44	93.98
2x38	93.98	96.52
2x39	96.52	99.06
2x40	99.06	101.60

PH P B-26 V XX 6 XX-01G-XX 0

P: PBT
Color
Pitch 2.54
Straight Type
Square Pin
2 Row 2 Layer
Number of Contact

0: Without Post
Plastic High
26:2.54
G: Gold Plated
T: Tin Plated
H: Duplex Plated
Contact Plating
01 Normal
03 3u"
: :

UNLESS OTHERWISE SPECIFIED SURFACE FINISH ALL OVER TOLERANCES mm

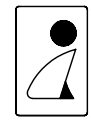
METRIC

.X = ±0.38
.XX = ±0.25

DRAW: CHUBBY
DATE: 01/10/07
CHECK: KEVIN
APPROVE: TONY

TITLE: 2.54 Pin Header Straight Type Plastic High 2.54

MODEL CODE: PHPB-26V646XX-01G-260



誠州電子有限公司
Sincere State Electronics Co.,Ltd.

NO	DESCRIPTION	QTY