

CUST. MODEL:	REF.
CUST. P/N	DWG FILE:

DESCRIPTION CONTROL			
REV.	DESC.	DATE	APP.

SPFCIFICATIONS

Current Rating:

1.0 Amp

Insulator Resistance:

1000 Megohms min.

Contact Resistance:

25 m ohms max.

Dielectric withstanding:

AC 500V/minute

Operating Temperature:

-40°C to +105°C

Contact Material:

Brass

Insulator Material:

High Temperature Thermoplastic

+Glass Fibre UL94V-0

Color: Black

Finish:

Gold, Tin or Duplex plated

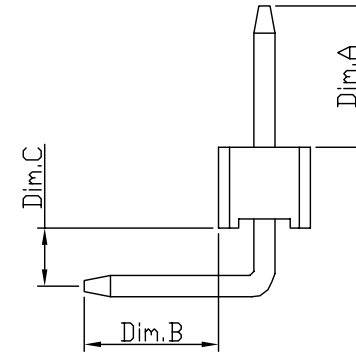
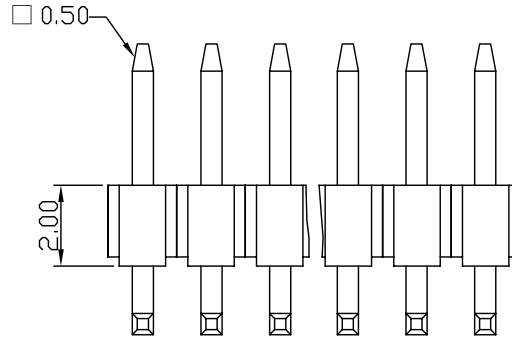
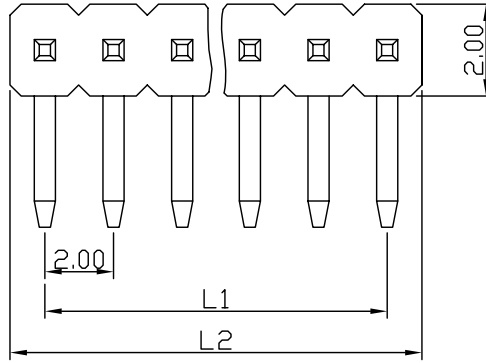
Standard: Gold flash all over

Duplex plating:

Gold plated on contact area

Tin on solder area

RoHS Compliance



Cir-cuits	Dimension (mm)	
	L1	L2
2	2.00	4.00
3	4.00	6.00
4	6.00	8.00
5	8.00	10.00
6	10.00	12.00
7	12.00	14.00
8	14.00	16.00
9	16.00	18.00
10	18.00	20.00
11	20.00	22.00
12	22.00	24.00
13	24.00	26.00
14	26.00	28.00
15	28.00	30.00
16	30.00	32.00
17	32.00	34.00
18	34.00	36.00
19	36.00	38.00
20	38.00	40.00
21	40.00	42.00
22	42.00	44.00
23	44.00	46.00
24	46.00	48.00
25	48.00	50.00
26	50.00	52.00
27	52.00	54.00
28	54.00	56.00
29	56.00	58.00
30	58.00	60.00
31	60.00	62.00
32	62.00	64.00
33	64.00	66.00
34	66.00	68.00
35	68.00	70.00
36	70.00	72.00
37	72.00	74.00
38	74.00	76.00
39	76.00	78.00
40	78.00	80.00

PH N B-20 R XX 1 XX-01G-20 0 -XXX

N: Nylon
Color
Pitch 2.0
Right Angle Type
Square Pin
Row of Pin
Number of Contact

0: Without Post
Plastic High 20:2.0
G: Gold Plated
T: Tin Plated
H: Duplex Plated
Contact Plating
01 Normal
03 3u"

Dimension

UNLESS OTHERWISE SPECIFIED SURFACE FINISH ALL OVER TOLERANCES mm METRIC .X = ±0.38 .XX = ±0.25	DRAW: CHUBBY	DATE: 01/10/07	TITLE: 2.0 Pin Header Right Angle Type (Plastic High 2.0)
	CHECK: KEVIN	APPROVE: TONY	MODEL CODE: PHNB-20R051XX-01G-200
			 誠州電子有限公司 <i>Sincere State Electronics Co.,Ltd.</i>

1	DESCRIPTION	QTY
---	-------------	-----