

CUST. MODEL:	REF.
CUST. P/N	DWG FILE:

DESCRIPTION CONTROL			
REV.	DESC.	DATE	APP.

SPECIFICATIONS

Current Rating:

3.0 Amp

Insulator Resistance:

1000 Megohms min.

Contact Resistance:

20 m ohms max.

Dielectric withstanding:

AC 500V/minute

Operating Temperature:

-40°C to +105°C

Contact Material:

Brass

Insulator Material:

High Temperature Thermoplastic

+Glass Fibre UL94V-0

Color: Black

Finish:

Gold, Tin or Duplex plated

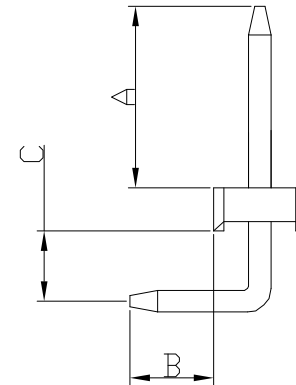
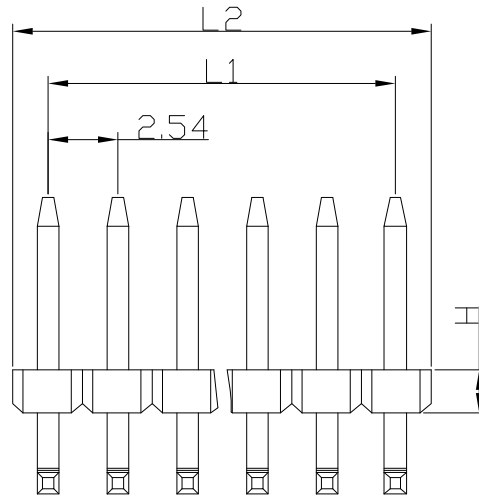
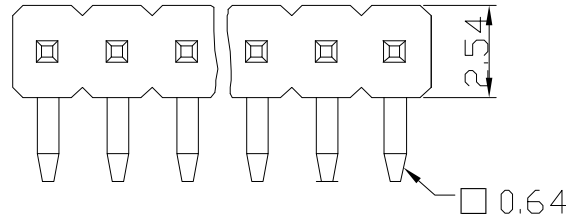
Standard: Gold flash all over

Duplex plating:

Gold plated on contact area

Tin on solder area

RoHS Compliance



Cir-cuits	Dimension (mm)	
	L1	L2
2	2.54	5.08
3	5.08	7.62
4	7.62	10.16
5	10.16	12.70
6	12.70	15.24
7	15.24	17.78
8	17.78	20.32
9	20.32	22.86
10	22.86	25.40
11	25.40	27.94
12	27.94	30.48
13	30.48	33.02
14	33.02	35.56
15	35.56	38.10
16	38.10	40.64
17	40.64	43.18
18	43.18	45.72
19	45.72	48.26
20	48.26	50.80
21	50.80	53.34
22	53.34	55.88
23	55.88	58.42
24	58.42	60.96
25	60.96	63.50
26	63.50	66.04
27	66.04	68.58
28	68.58	71.12
29	71.12	73.66
30	73.66	76.20
31	76.20	78.74
32	78.74	81.28
33	81.28	83.82
34	83.82	86.36
35	86.36	88.90
36	88.90	91.44
37	91.44	93.98
38	93.98	96.52
39	96.52	99.06
40	99.06	101.60

PH P B-26 R 64 1 XX-01G-XX-A-B-C

P: PBT
Color
Pitch 2.54
Right Angle Type
Square Pin
Row of Pin
Number of Contact

Plastic High
15:1.5mm
17:1.7mm
26:2.54mm
G: Gold Plated
T: Tin Plated
H: Duplex Plated
Contact Plating
01 Normal
03 3u"
:

UNLESS OTHERWISE SPECIFIED SURFACE FINISH ALL OVER TOLERANCES mm METRIC .X = ±0.38 .XX = ±0.25	DRAW: CHUBBY	DATE: 01/15/08	TITLE: 2.54mm Pin Header Right Angle Type Plastic High 1.5 or 1.7 or 2.54
	CHECK: KEVIN	APPROVE: TONY	MODEL CODE: PHPB-26R641XX-XXX-XX-XXX
			<p>誠州電子有限公司 Sincere State Electronics Co.,Ltd.</p>

NO	DESCRIPTION	QTY
----	-------------	-----